



LeasePlan



Car Cost Index 2021


Sixth Edition | Corporate Affairs & Sustainability

Car Cost Index 2021

Welcome to the sixth edition of LeasePlan's annual Car Cost Index: a comprehensive analysis of the total cost of owning and operating a car (TCO) in 22 European countries, ranging from the sub-compact segment to the executive market

The Car Cost Index factors in the various costs involved in car ownership in each country, including energy/fuel, depreciation, tax, insurance and maintenance

In the 2021 edition, costs are averaged over the first four years of ownership, assuming an annual mileage of 30,000 km



Key findings:

EVs more affordable than ever across Europe



The average monthly cost of driving a car varies hugely across Europe – from €743 a month in Greece to €1,138 in Switzerland



Relative to GDP, the total cost of ownership is highest for drivers in Switzerland and Portugal, and lowest for those in Denmark and Germany



Poland is the cheapest place to drive a petrol car, while Greece is the cheapest place to drive a diesel car



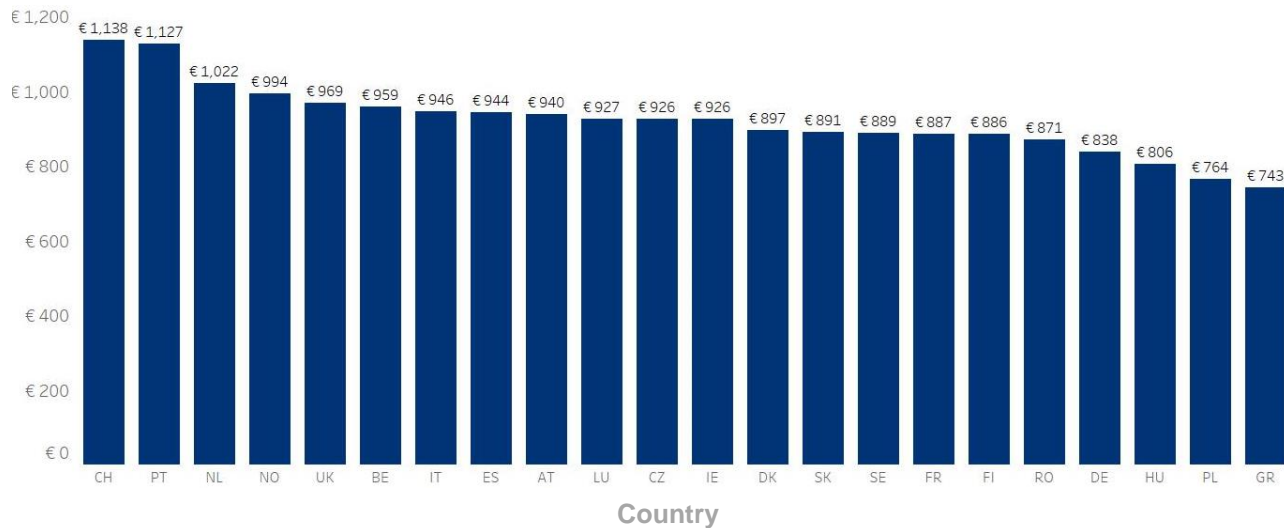
Electric cars in the premium mid-size (D2) segment are cost-competitive with petrol and diesel models in 17 European countries, while electric cars in the compact (C1) segment are cost-competitive in 14 countries



The Volkswagen ID.3 has a lower total cost of ownership (TCO) compared with the Volkswagen Golf – a popular standard fleet car – in 12 European countries

In 2021, driving a car is most expensive in Switzerland and cheapest in Greece

Average TCO



Data is based on various car segments and fuel types

TCO factors in the various costs involved in car ownership in each country, including energy/fuel, depreciation, taxes, insurance and maintenance

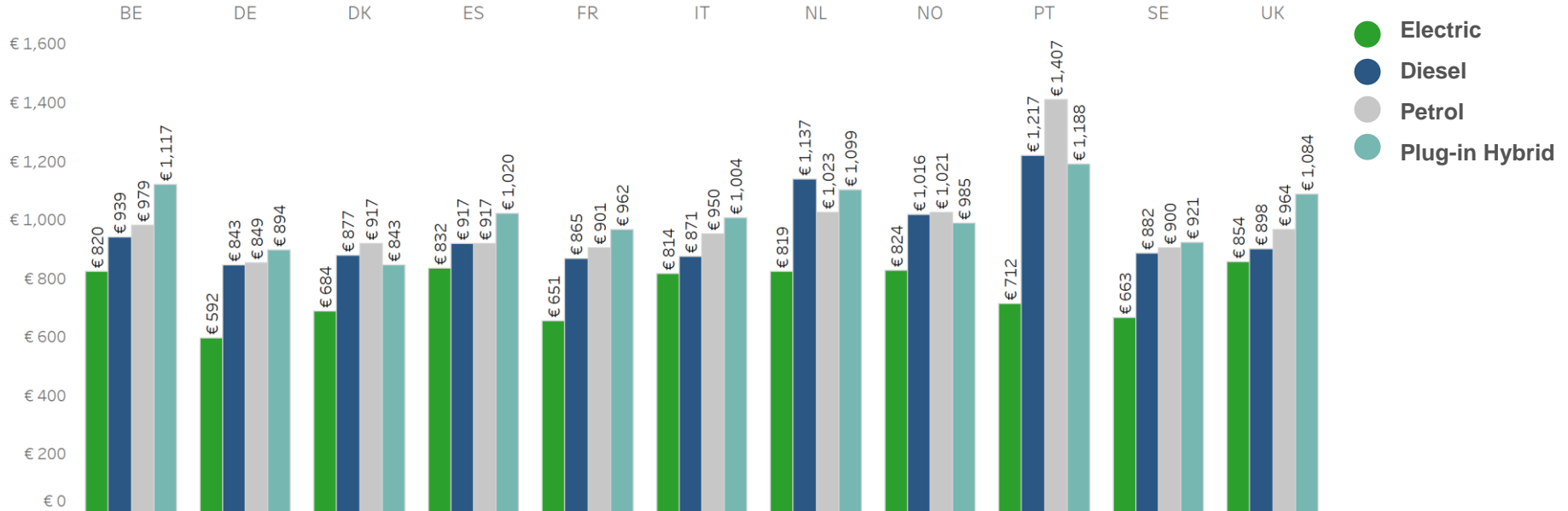
The cost of driving a vehicle is relatively high in Northern Europe – e.g. Norway, the Netherlands and Switzerland

In Eastern European countries, the cost to drivers is relatively low

Fully cost competitive: Mid-size standard segment (D1)

Electric is more affordable than petrol and diesel in the D1 segment in the majority of the researched countries (16/22 countries)

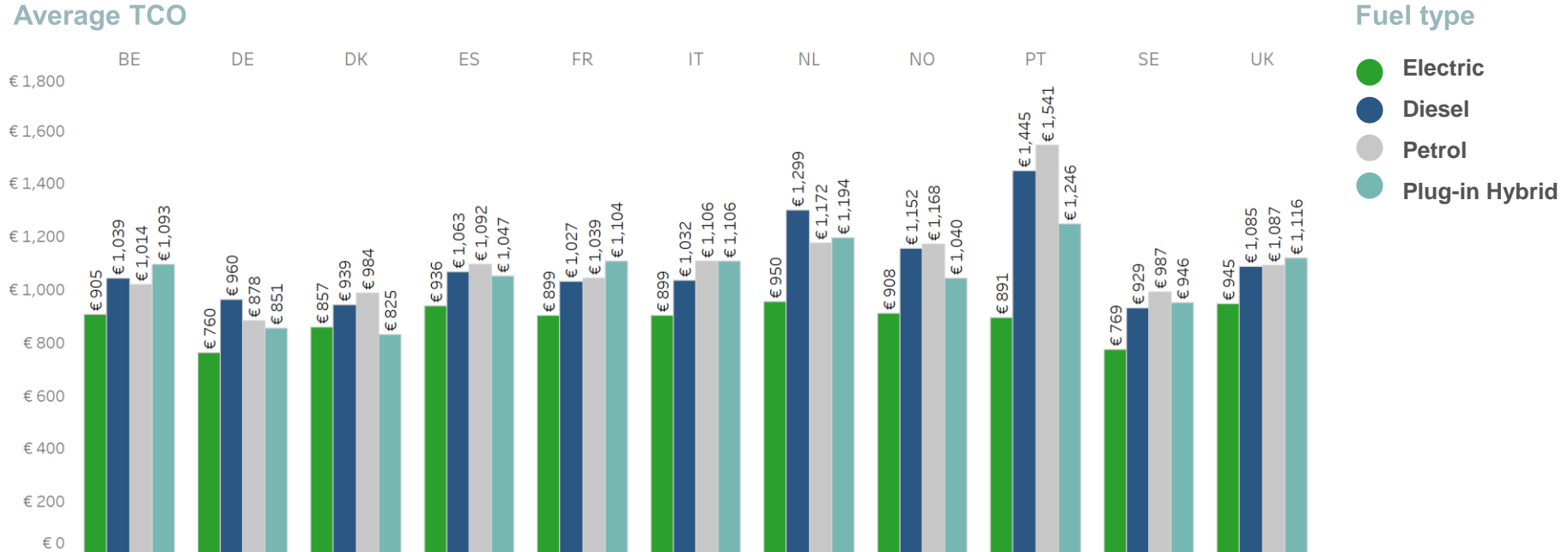
Average TCO



Fully cost competitive: Mid-size premium segment (D2)

EVs are the most affordable option in virtually all researched countries for the D2 segment (17/22 countries)

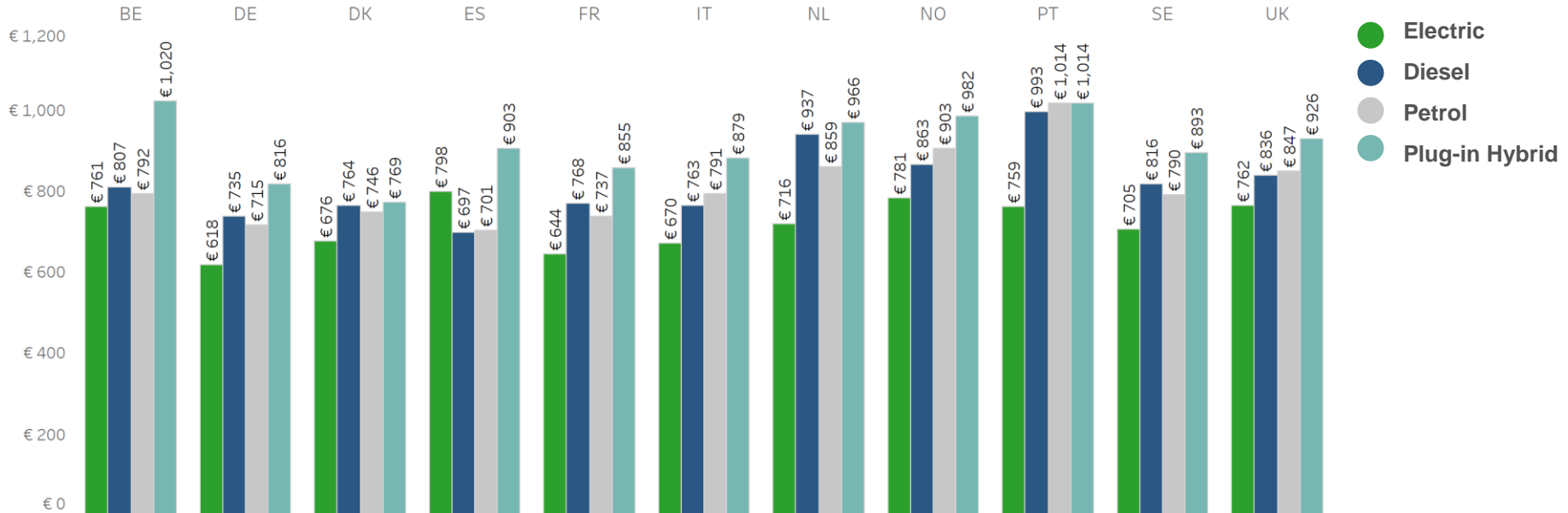
Average TCO



Electric breakthrough: Compact segment (C1 & SUV-C1)

In most of the researched countries, EVs are the more affordable choice in the compact segment (14/22 countries)

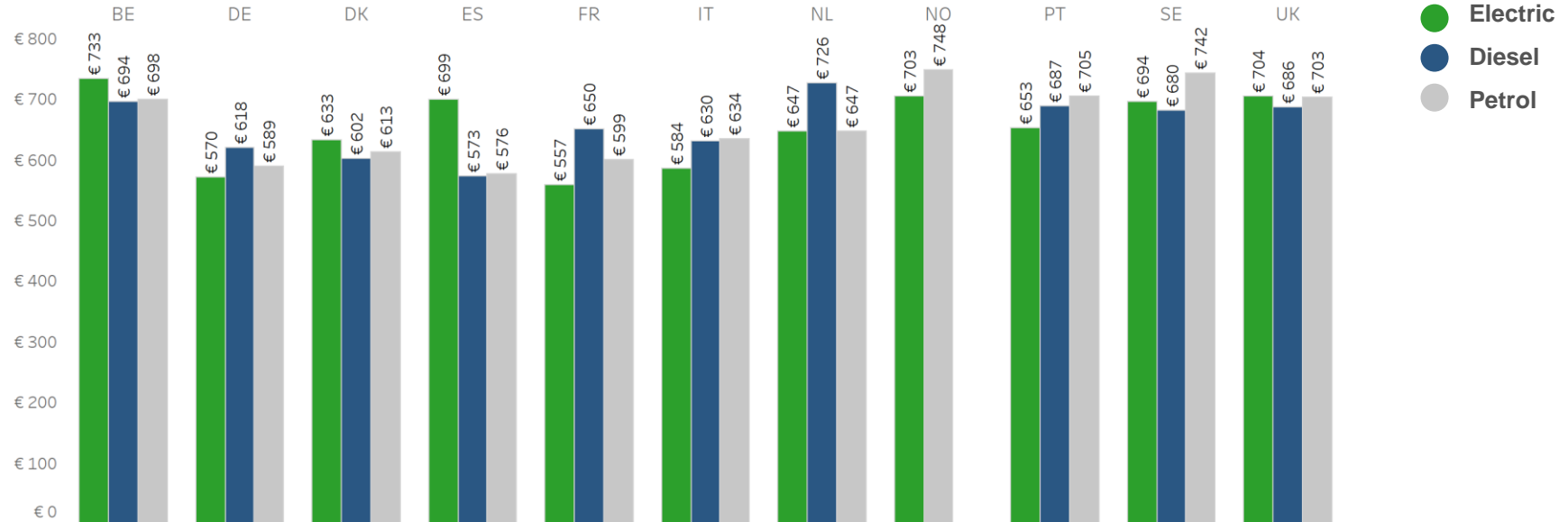
Average TCO



Making progress: Sub-compact segment (B1)

Electric is slowly but surely becoming more competitive in the sub-compact segment (8/22 countries)

Average TCO

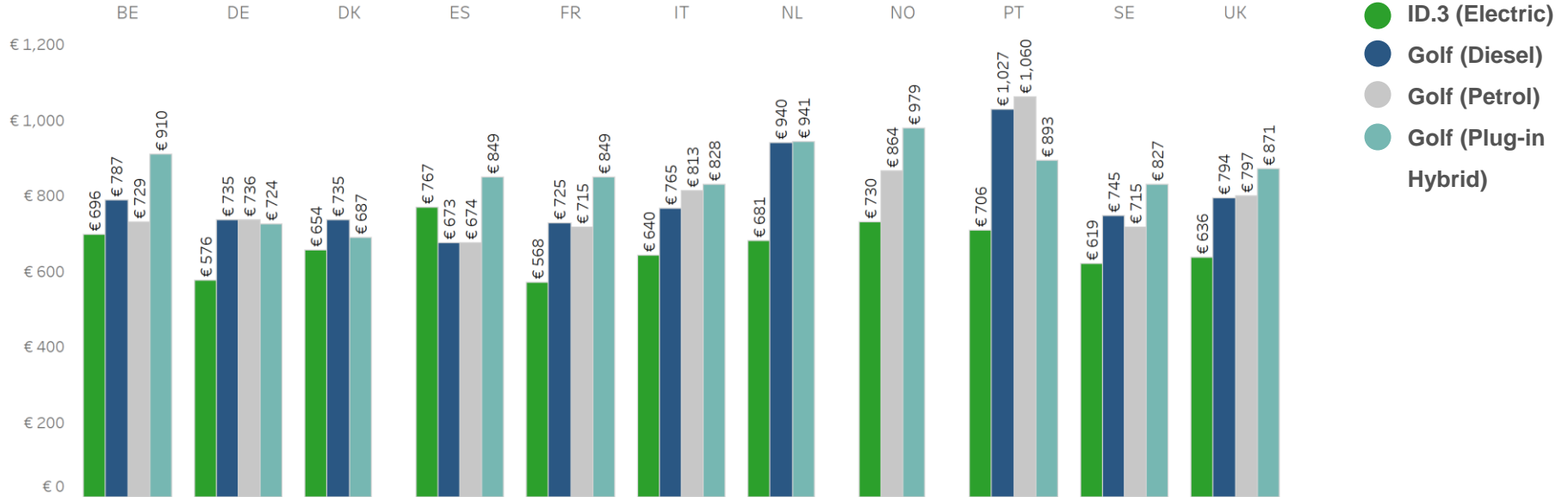


Volkswagen Golf versus Volkswagen ID.3

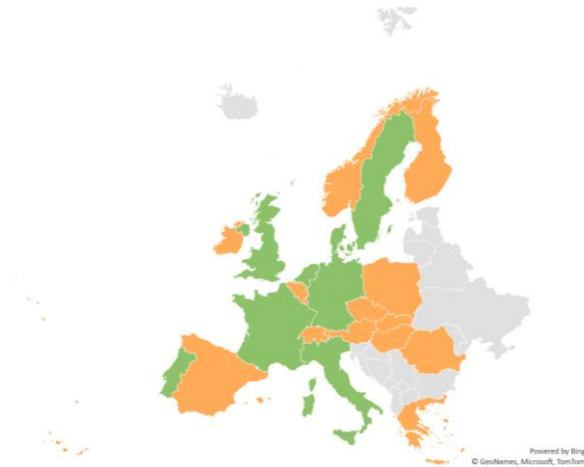
The ID.3 is more affordable than the Golf – a popular standard fleet car – in 12/22 countries



Average TCO

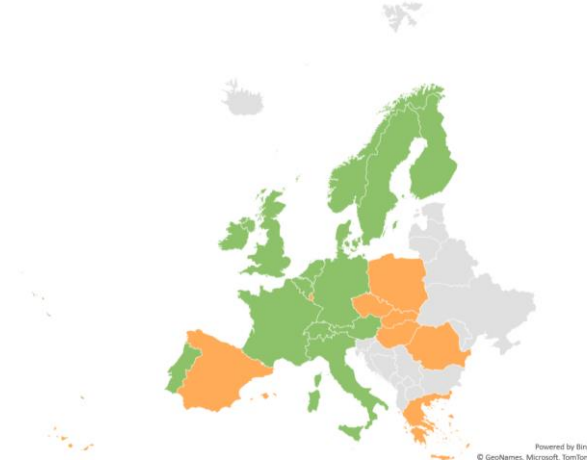


EV Cost Competitiveness per segment/country



Sub-compact (B1)

Electric is slowly but surely becoming more competitive in the sub-compact segment (8/22 countries)



Compact (C1 & SUV-C1)

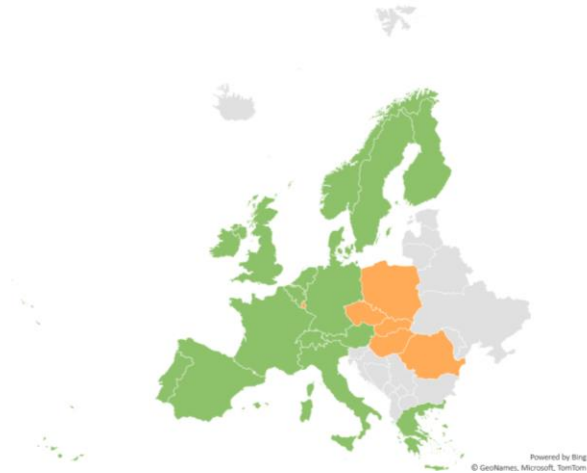
In most of the researched countries, EVs are the more affordable choice in the compact segment (14/22 countries)

EVs Cost Competitive

- Yes
- No

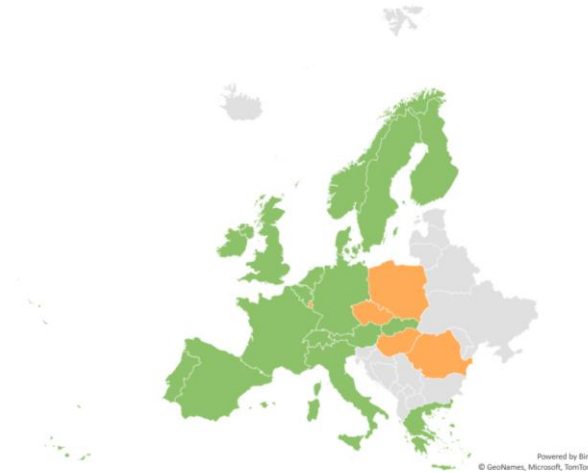
*An EV is defined as 'cost-competitive' when its TCO is within a 5% margin of the TCO of the ICE vehicle

EV Cost Competitiveness per segment/country



Mid-size standard segment (D1)

Electric is more affordable than petrol and diesel in the D1 segment in the majority of the researched countries (16/22 countries)



Mid-size premium segment (D2)

EVs are the most affordable option in virtually all researched countries for the D2 segment (17/22 countries)

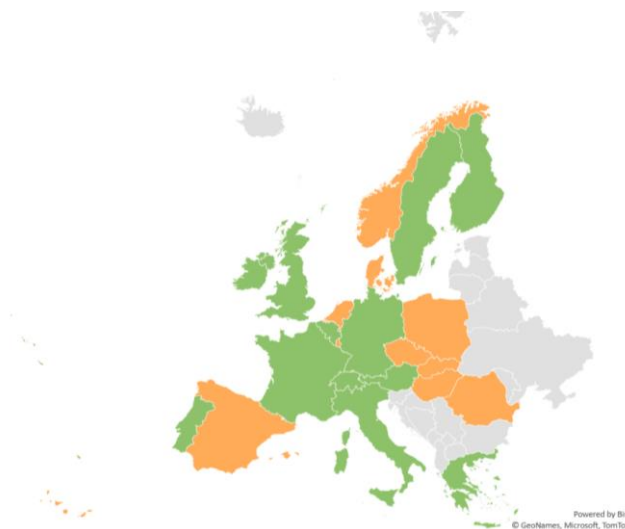
EVs Cost Competitive

- Yes
- No

*An EV is defined as 'cost-competitive' when its TCO is within a 5% margin of the TCO of the ICE vehicle

EV Cost-competitiveness

Volkswagen Golf vs. Volkswagen ID.3



Lowest TCO

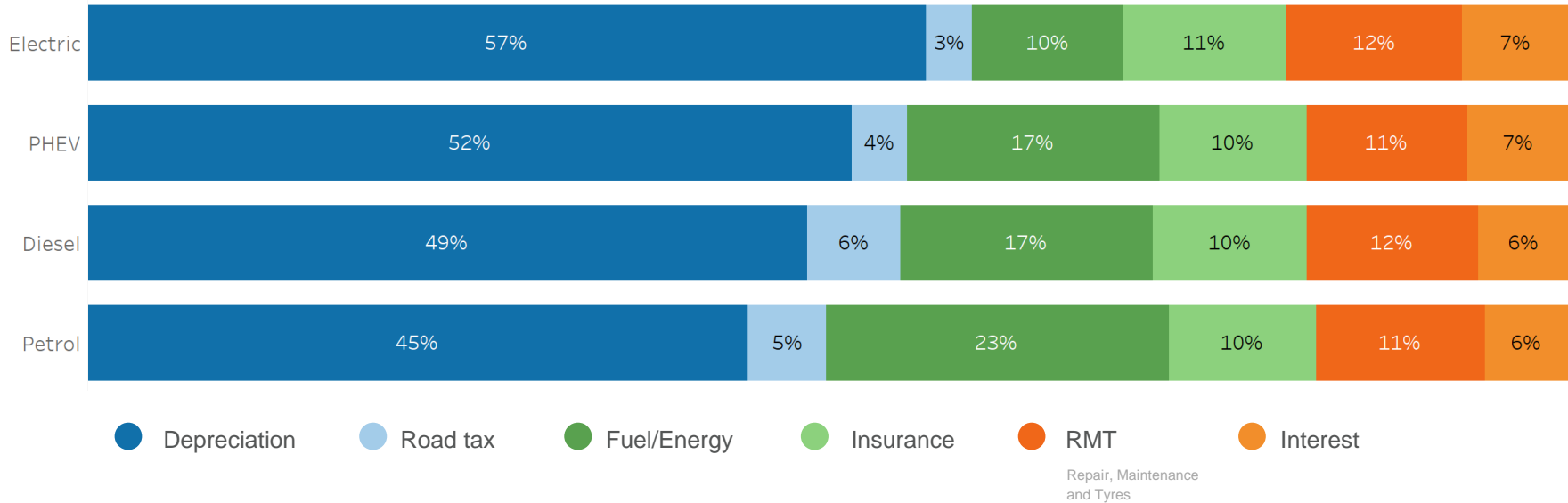
- Volkswagen ID.3
- Volkswagen Golf

Volkswagen Golf vs. Volkswagen ID.3

The ID.3 is more affordable than the Golf – a popular standard fleet car – in 12/22 countries

EVs have **lower fuel/energy costs** and road taxes, helping to lower the overall TCO

TCO Breakdown



- The TCO breakdown above shows all four fuel/energy types across all countries
- The calculations exclude VAT



Appendix

Car Cost Index 2021

Average TCO per country for mid-size premium segment (D2)


	Diesel	Petrol	Plug-in Hybrid	Electric
Greece	€ 772	€ 824	€ 863	€ 746
Germany	€ 960	€ 878	€ 851	€ 760
Sweden	€ 929	€ 987	€ 946	€ 769
Austria	€ 1,038	€ 1,156	€ 979	€ 832
Finland	€ 923	€ 945	€ 954	€ 856
Denmark	€ 939	€ 984	€ 825	€ 857
Slovakia	€ 967	€ 970	€ 1,003	€ 865
Portugal	€ 1,445	€ 1,541	€ 1,246	€ 891
France	€ 1,027	€ 1,039	€ 1,104	€ 899
Italy	€ 1,032	€ 1,106	€ 1,106	€ 899
Belgium	€ 1,039	€ 1,014	€ 1,093	€ 905
Norway	€ 1,152	€ 1,168	€ 1,040	€ 908
Spain	€ 1,063	€ 1,092	€ 1,047	€ 936
United Kingdom	€ 1,085	€ 1,087	€ 1,116	€ 945
Netherlands	€ 1,299	€ 1,172	€ 1,194	€ 950
Ireland	€ 964	€ 1,037	€ 946	€ 976
Luxembourg	€ 916	€ 928	€ 1,100	€ 1,018
Hungary	€ 818	€ 802	€ 918	€ 1,052
Switzerland	€ 1,216	€ 1,258	€ 1,214	€ 1,061
Czech Republic	€ 1,008	€ 994	€ 1,079	€ 1,222

Disclaimer

This material has been approved solely by, and is the responsibility of LeasePlan Corporation N.V. (“LPC”) on the basis of historic information provided by LeasePlan country organisations and LPC. LPC makes no representation or warranty (express or implied) of any nature, nor does it accept any responsibility or liability of any kind, with respect to the accuracy or completeness of any of the information or opinions in this material.

The information contained in this document is derived from sources that have not been independently verified. LPC gives no undertaking and is under no obligation to provide the recipient with access to any additional information or to update this document or to correct any inaccuracies in it which may become apparent, and it reserves the right, without giving reasons, at any time and in any respect to amend or terminate the information described herein.

Except in the case of fraudulent misrepresentation, neither LPC nor any of its affiliates, advisers or representatives shall have any liability for any direct, indirect, consequential or other losses or damages including loss of profits incurred by you or any third party that may arise from any reliance on (1) this document or for the reliability, accuracy, completeness or timeliness thereof or (2) for any other written or oral information made available by LPC in connection herewith or (3) any data which any such information generates.





Media Contact



Hayden Lutek
Head of External Relations

+31621370324
media@leaseplancorp.com